








Maryland Association of Election Officials



Official Results














Election Results - Summary Report

President			
Times Over Voted	0		
Times Under Voted	11		
Candidate	Votes	Vote%	Bar Graph
David Garreis	135	58.7%	
Gail Hatfield	94	40.87%	
Write-in	1	0.43%	


Vice President			
Times Over Voted	0		
Times Under Voted	32		
Candidate	Votes	Vote%	Bar Graph
Alisha Alexander	206	98.56%	
Write-in	3	1.44%	

Secretary			
Times Over Voted	0		
Times Under Voted	45		
Candidate	Votes	Vote%	Bar Graph
Rue Marie Lavoie	193	98.47%	
Write-in	3	1.53%	

Treasurer			
Times Over Voted	0		
Times Under Voted	42		
Candidate	Votes	Vote%	Bar Graph
Danna E. Archie-Williams	197	98.99%	
Write-in	2	1.01%	

Board of Directors			
Times Over Voted	5		
Times Under Voted	296		
Candidate	Votes	Vote%	Bar Graph
Mary-Frances Alcoser	70	7.74%	
Ben Frey	84	9.29%	
Abigail Goldman	110	12.17%	
Barry Jackson	67	7.41%	
Armstead B. Jones	105	11.62%	
Jayne Lister	82	9.07%	
Kimberly Phillips	103	11.39%	
Joshua Ramos	131	14.49%	
Marc Welch	65	7.19%	
Gilberto Zelaya	81	8.96%	
Write-in	6	0.66%	
Write-in	0	0.00%	
Write-in	0	0.00%	

Write-in	0	0.00%	
Write-in	0	0.00%	

Amendment #1			
Response	Votes	Vote%	Bar Graph
Times Over Voted	0		
Times Under Voted	29		
For	139	65.57%	
Against	73	34.43%	

The amendment proposal did not pass by the required two-thirds votes.

End of Report

Report generated with Electionware © Copyright 2013